

# S-2S meeting

2015/4/14

Toshiyuki Gogami



# Contents


Assembly of new water Cherenkov detector

WC was delivered on 26Mar2015






# Cut Tyvek sheets




For bottom

For top cap




For side


# Attach the sheets (top cap)



2-layer sheets were attached inside container.



# Attach the sheets (bottom)








# Attach the sheets (side)



2-layer sheets were  
Attached inside container.



# Attach the cap with glue







# Attach the cap with glue




# Attach the cap with glue



Put masking tapes



Fill gaps with bath-caulk N



# Attach the cap with glue

After 3 days, removed the masking tapes.  
→ Looks OK.





# Water leakage check





No leakage !!!



# Light shielding



I'm on this stage now.

Want to start taking data with cosmic-ray this week.

# Pictures

[http://www-nh.scphys.kyoto-u.ac.jp/~gogami/pictH/pict\\_e05.html](http://www-nh.scphys.kyoto-u.ac.jp/~gogami/pictH/pict_e05.html)